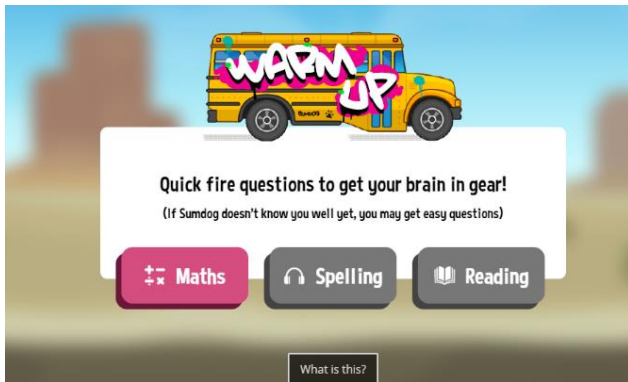


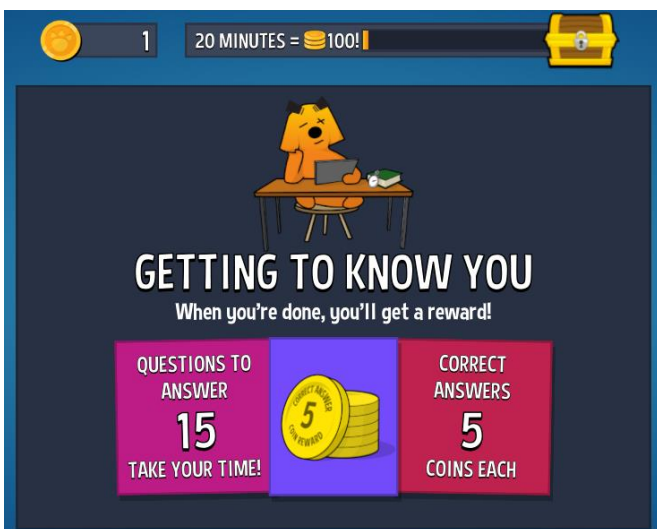
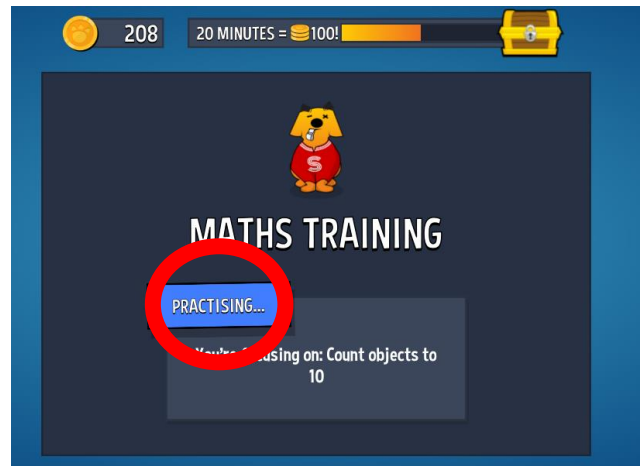
Reception parents' guide to Sumdog – website or app

1. Type in your username, password and school code.
2. Select 'Maths' and play the brief warm-up game while Sumdog loads the other games.
4. Once the quiz has been completed, click on 'START' then choose a game to play and Sumdog will select a skill for you based on the diagnostic quiz result.



3. When you first log in, your child will be asked to complete a diagnostic quiz. This is so Sumdog can make the level of challenge appropriate. When your child reaches a question they don't know, just click any answer.

5. If you want to practice a specific skill from a specific year, you can click 'PRACTISING . . .' and it will take you to the screen below. Simply click 'Choose skills' then 'Show filters' and follow the prompts from there.



Why do we use Sumdog?

Five years ago, we gave a group of children a range of online maths programmes to try. They unanimously chose Sumdog. They said the games made them want to practice more. Since then, the children have answered over 4 and a half million questions. The questions have a multiple-choice structure and the possible answers feature the most likely misconceptions. This means the children are reasoning about the questions rather than simply thinking about what the correct answer is. Sumdog does not have a Reception set of skills – however all of the Year One skills are applicable. Across school, there is a strong correlation between frequent use of Sumdog and high scores in tests. The single most important thing however, is that your child enjoys practising their maths skills and builds their confidence as a result.